

Wrist warmers with summer flowers



Yarn: Jamieson & Smith, 2 ply jumper yarn, in dark blue nr 36 or 21, orange nr 129, light orange nr FC7 and yellow nr 90

Needles: 2,5 mm double pointed needles

Cast on 56 stitches with dark blue yarn and put the stitches on four double pointed needles. Follow the chart.

		F	R	I	N	G	E	=	F	R	A	N	S		
		x	x						x	x			x	x	
		x	x	x		x	x	x		x	x	x		x	x
		o		o	o		o		o	o		o	o		o
		o	o	o		o		o	o	o		o		o	o
		+	+	+		+	+	+		+	+	+	+		+
		+				+			+		+				+
		o	o		o	o	o	o		o	o		o	o	o
		o	o	o		o		o	o	o		o		o	o
		x	x	x		x	x	x		x	x	x		x	x
			x	x	x		x			x	x	x			x
		x							x	x					x
		x	x		x	x	x			x	x	x			x
		o	o		o	o		o		o	o		o		o
		o		o	o		o	o	o		o	o		o	o
		+		+	+	+		+	+	+	+		+		+
		+	+			+			+	+		+			+
		o		o	o	o	o		o	o	o	o			o
		o		o	o	o		o	o	o	o			o	o
		x	x	x		x	x	x		x	x	x		x	x
		x	x	x		x			x	x	x				x
				x	x					x	x			x	x
				x	x	x		x	x	x		x	x	x	
		o		o	o		o	o		o	o		o	o	o
		o	o	o		o		o	o	o		o		o	o
		+	+	+		+	+	+		+	+	+	+	+	+
		+				+			+		+	+			+
		o	o		o	o	o	o		o	o		o	o	o
		o	o	o		o		o	o	o		o		o	o
		x	x	x		x	x	x		x	x	x		x	x
				x	x	x		x		x	x	x			x

Wrist warmer = pulsvärmare

dark blue

orange

lighter orange


yellow

Start here

End with two rows in dark blue and bind off.


The fringe: The fringe is made with the 2 ply jumper yarn and a thin thread of linen yarn in the same colour as the background colour of the knitting.

Start by making a loop with both yarns and put the jumper yarn on the ruler; let the loop of the linen yarn stay beside the ruler and pull the linen thread.




Now the woollen yarn is on the ruler.


Put the linen yarn over the thumb around the ruler and your thumb and hold it with your fingers.




Put the woollen yarn around the ruler (not the thumb)



Lift the linen yarn over the top of the ruler and pull the thread tight to the base of the fringe.



Repeat with first the linen yarn over the thumb, around the ruler and then the woollen yarn around the ruler. Lift the linen yarn over the top of the ruler and pull it tight. Make enough fringes for the wrist warmer.



Cut the yarn to open the fringes and sew it on to the wrist warmers.

